

# CDS-42 / CDS-52

**Double** Your Productivity with **Twin** Spindle and Gang tool Sliders!

**CNC Lathe**



MORE INFORMATION

 **Machinery**  
CHIAH CHYUN

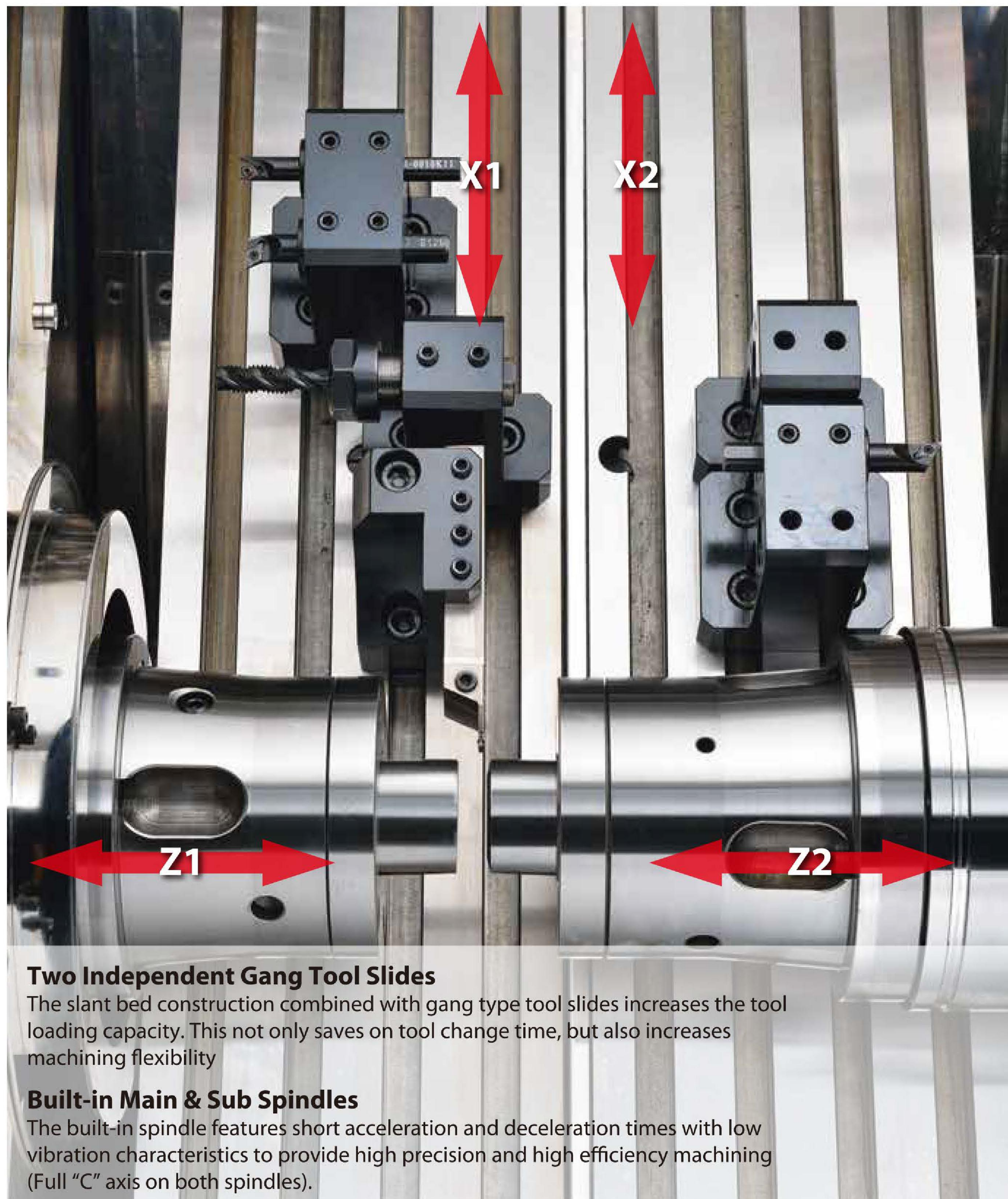


# MACHINE FEATURES

**“The CDS is built for machining of precision parts with a focus on high accuracy and high productivity.”**

## **CDS Exterior**

The one-piece cast construction guarantees the rigidity of the machine structure and ensures precision machining and long term stability. The CDS series is built for machining of precision parts with a focus on high accuracy and high productivity.




### **Two Independent Gang Tool Slides**

The slant bed construction combined with gang type tool slides increases the tool loading capacity. This not only saves on tool change time, but also increases machining flexibility

### **Built-in Main & Sub Spindles**

The built-in spindle features short acceleration and deceleration times with low vibration characteristics to provide high precision and high efficiency machining (Full “C” axis on both spindles).

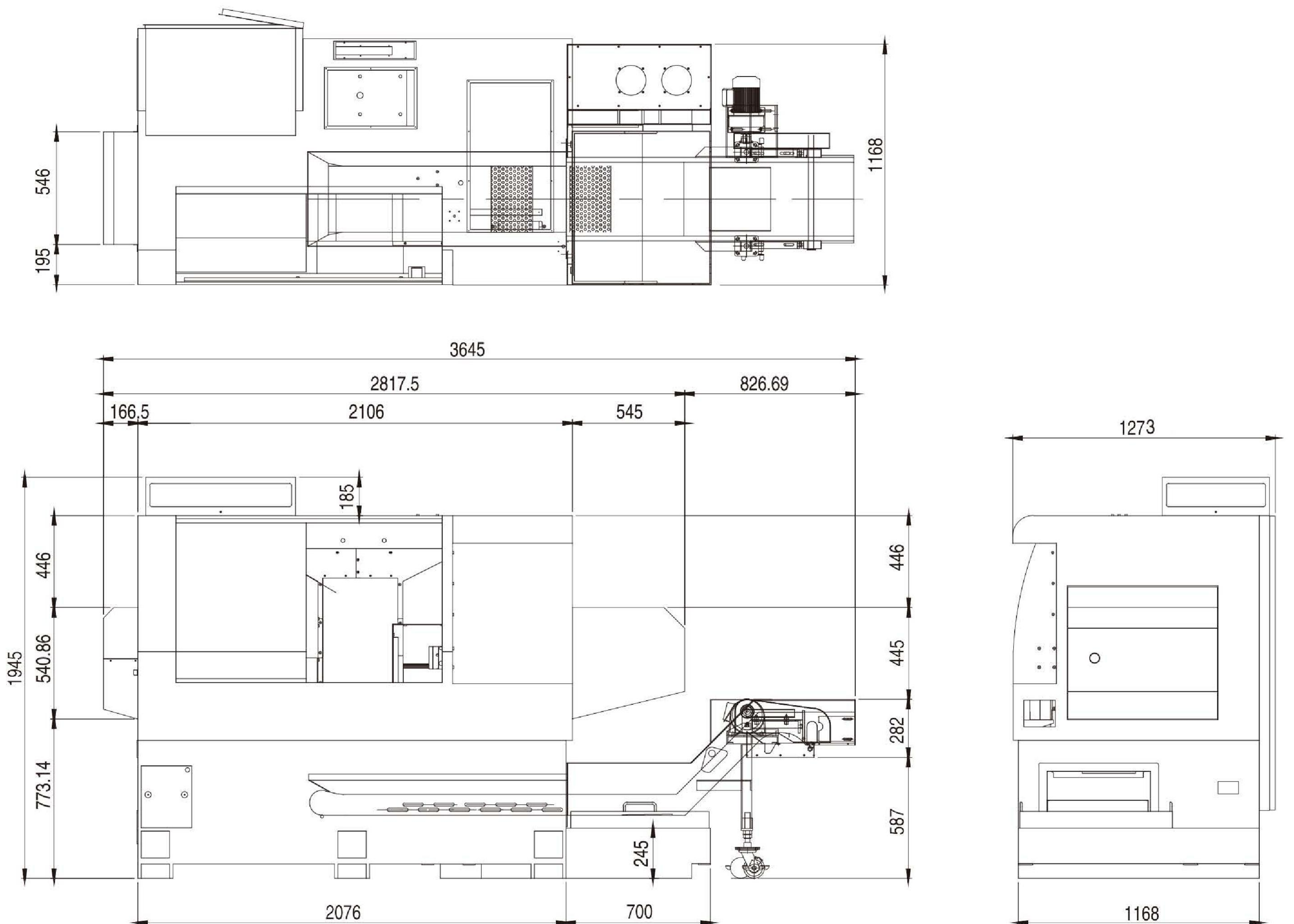




## Double X-axis Tool Slide

With the double X-axis tool slide, you can perform turning, drilling, tapping, cutting and slide turning in one operation for precision machining. With the slant design, you can save on space and have room for more tools. The tool slides can run independently with the main and sub spindles to increase productivity.

# MACHINE LAYOUT





# MACHINE SPECIFICATIONS

Unit: mm

		<b>CDS-42</b>	<b>CDS-52</b>
Control Unit	Controller	Syntec	Mitsubishi / Syntec
	Min. input unit	0.001	
Spindle & Sub Spindle	Max. bar feeding dia.	Ø42	Ø51
	Spindle max. rpm	6000 rpm	
	Spindle nose	A2-5	A2-5
	Collet of spindle	TRB-42	TRB-52
	Spindle servo motor	5.5 / 7.5 kw	7.5 / 11 kw
	Spindle center height	1070	
Axis Specification	X1/X2-axis travel	330 / 330	
	Z1/Z2-axis travel	242 / 321	232 / 316
	X/Z-axis rapid travel speed	30 m/min	
	X/Z-axis servo motor	M: 1.0 kw / 1.0 kw, S: 1.3 kw / 0.85 kw	
Tooling	O.D. turning tool size	□16	
	I.D. turning tool size	Ø20	
Motor	Hydraulic motor	1HP / 0.75 kw	
Coolant Pump	Main/Sub spindle upper flush pump	3/4 HP	
	Tool coolant pump	3/4 HP	
Machine Specification	Voltage	220V, 3 phase	
	Power	40 KVA	M: 42 KVA, S: 43 KVA
	Machine size (LxWxH) (Including chip conveyor)	3645 x 1273 x 1945	
	Machine N.W. (Including chip conveyor)	4500 kg	
Tank Capacity	Hydraulic tank	40L	
	Coolant tank	380L	

•M: Mitsubishi controller, S: Syntec controller

•Designs and specs are subject to change without notice.